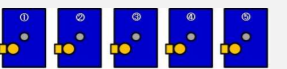
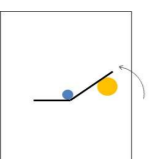
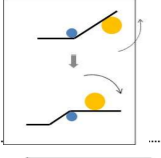
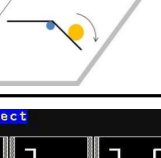
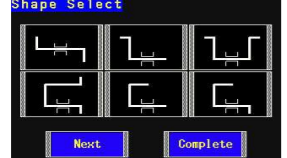
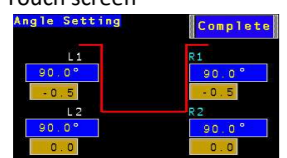
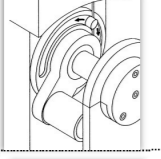

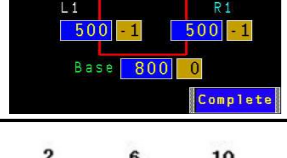
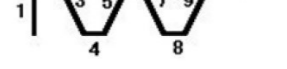


Automatic Rebar Bending Machine Spec Comparison

Model	TRM-2A	TRB-10-5II	TBS-13-6	TBS-13-6-NC	TBS-25-1	TBS-25-1A	TBS-25-1H	TBS-25-NC4R	TUB-32-1-NC	TUB-25-1-NC	TUB-19-1-NC	TBM-41-1AS	TWB-40SNII		
Number of Bending units			2	2	5	5	5	5	5	4	2	2	2	2	
Capacity	Material Grade	SD345 SD390	SD345 SD390	SD345 SD390	SD345 SD390	SD345 SD390	SD345 SD390	SD390 SD490 (600)	SD390 SD490 SD785	SD345 SD390	SD345 SD390	SD390 SD490	SD390 SD490	SD390 SD490	
	D10	7 7	5 5	8 8	8 8	9 9	9 9	9 9	8			5 5	6 6		
	D13	5 4	4 3	6 5	6 5	7 7	7 7	7 7	7 7	5		4 4	4 3		
	D16	2 2	2 1	3 2	3 2	5 4	5 4	5 4	5 4	3		4 4	3 3	2 2	
	D19					2 2	2 2	3 2	3 2			4 4	3 3	3 3	
	D22					1 1	1 1	2 1	2 1			3 3	2 2	2 2	
	D25					1 1	1 1	1 1	1 1			3 3	2 2	2 2	
	D29											2 2	2 1	2 1	
	D32											2 2	1 1	1 1	
	D35											1 1	1 1	1 1	
D38											1 1	1 1	1 1		
D41											1 1	1 1	1 1		
Bending Direction	Vertical 	○	-	○	○	○	○	○	○	○	-	-	-	○	-
	Vertical 	-	○	-	-	-	-	-	-	-	○	○	○	-	-
	Lateral 	-	-	-	-	-	-	-	-	-	-	-	-	○	-
Shape Setting by Touch Screen		○	○	○	○	○	○	○	○	○	○	○	○	-	
Angle Setting	Touch screen 	-	○	-	○	-	-	-	○	○	○	○	-	-	
	Magnet 	○	-	○	-	○	○	○	-	-	-	-	-	-	
	Dial 	-	-	-	-	-	-	-	-	-	-	○	○	-	
Dimension Setting by Touch Screen		○	○	-	○	-	-	○	○	○	○	○	○	-	
Max. Angles		7	8	5	8	5	7	5	8	10	10	10	7	2	